

## PARTNERSTVO ZA DRUŠTVENI RAZVOJ

Lomnička 1, 10 000 Zagreb, PIN: 73544751790










Identification Number: 146 3357, Register number of non-profit organization: 53325,

Activity Code: 9491

---

### FINANCIAL REPORT FOR 2014

#### RECEIPTS IN CASH:

-  **Embassy of Switzerland, Zagreb**, project: BBi (Building Business Incentive for Fight against Corruption) in the amount of **101.116 kn**
-  **ASTRA- Anti- trafficking Action, Serbia Partnership Programmes for Civil Society Organisations EU project: „Balkans ACT (Against Crime of Trafficking) Now!“ Contract n° 2012/306-193 )** in the amount of **144.343 kn**
-  **Center for the Study of Democracy, Bulgaria Partnership Programmes for Civil Society Organisations EU project: „Civil Society for Good Governance and Anti- Corruption in Southeast Europe: Capacity Building for Monitoring, Advocacy and Awareness Raising“ Contract n° 2012/307-476 )** in the amount of **259.818 kn**
-  **Goteborgs Universitet project FP7 „ANTICORRP Anti-Corruption Policies Revisited: Global Trends and European Responses to the Challenge of Corruption“** in the amount of **83.365 kn**
-  **European Commission, Hercule II, Sector External Anti-Fraud Training Programme, project: „CLISFP - Cross-Country Legal and Institutional Framework for Suppression of Fraud in Public Procurement“ Contract n° OLAF/2013/D5/038 )** in the amount of **98.938 kn**
-  **Government Office for Cooperation with NGOs, Hercule II, Sector External Anti-Fraud Training Programme, co-financing of project: „CLISFP - Cross-Country Legal and Institutional Framework for Suppression of Fraud in Public Procurement“ Contract n° OLAF/2013/D5/038)** in the amount of **36.967 kn**
-  **Government Office for Cooperation with NGOs, co-financing of project: Civil Response to Clientelism in Media - MEDIA CIRCLE 2013/332-758 )** in the amount of **283.022 kn**
-  **Central Finance and Contracting Agency (CFCA), project: Civil Initiative Monitoring- CIMON, Contract 2009-0101-050207 )** in the amount of **45.566 kn**
-  **RAND EUROPE CAMBRIDGE, project: Study on paving the way for future policy initiatives in the field of fight against organised crime )** in the amount of **37.536 kn**

**"STATEMENT OF INCOME AND EXPENSES" Non-Profit Organizations**  
for the period January to 31 December 2014

Name of organization: **PARTNERSTVO ZA DRUŠTVENI RAZVOJ** AOP mark of period<sup>2)</sup>: **2014-12**

ZIP code: **10000** Control Number: \_\_\_\_\_

Town/ City: **ZAGREB** Personal Identification Number (PIN): **73544751790**

Address: **LOMNIČKA 1**

Bank account: \_\_\_\_\_ County: CITY OF ZAGREB County Code: **21**

Statistic number: **01463357** RNO: **0053325** Municipality/ City: CITY OF ZAGREB Municipality Code: **133**

Activity code: **9499**

Conditions control: All the controls are being met

Version of Excel file: 2.0.6.

Activity: Activities of non profit organizations

Type of business: 708

Pos. no.	DESCRIPTION	AOP	Accomplished in the previous year €	Accomplished in current period €	Index (5/4)
1	2	3	4	5	6
<b>INCOME</b>					
3	INCOME (AOP 002+005+008+011+024+032+041)	001	1.659.764	2.046.606	123,3
31	Income from sales and services (AOP 003 + 004)	002	0	0	-
3111	Income from sales	003			-
3112	Income from services	004			-
32	Income from membership dues and contributions (AOP 006+007)	005	0	0	-
3211	Membership fees	006		0	-
3212	Membership contributions	007			-
33	Income by special regulations (AOP 009+010)	008	0	0	-
3311	Income by special regulations from the state budget	009			-
3312	Income by special regulations from other sources	010			-
34	Income from assets (AOP 012+021)	011	220	6.700	3.045,5
341	Income from financial assets (AOP 013 do 020)	012	220	6.700	3.045,5
3411	Income from interest for loans	013			-
3412	Income from interest on securities	014	220		0,0
3413	Interest on time deposits and demand deposits	015			-
3414	Income from interest on late payments	016			-
3415	Income from positive exchange rate differentials	017			-
3416	Income from dividends	018			-
3417	Income from companies, banks and other financial institutions under special regulations	019			-
3418	Other income from financial assets	020		6.700	-
342	Income from non-financial assets (AOP 022+023)	021	0	0	-
3421	Income from lease and rent property	022			-
3422	Other income from non-financial assets	023			-
35	Income from grants (AOP 025+028 to 031)	024	1.659.544	2.029.901	122,3
351	Income from grants from state budget (AOP 026+027)	025	183.950	319.989	174,0
3511	Income from grants from state budget	026	183.950	319.989	174,0
3512	Income from grants from the state budgets and local (regional) governments	027			-
352	Income from foreign governments and international organizations	028	1.465.447	1.709.912	116,7
353	Income from companies and other legal entities	029	8.147		0,0
354	Income from citizens and households	030			-
355	Other income from grants	031	2.000		0,0
36	Other income (AOP 033+036+037)	032	0	10.005	-
361	Income from damage compensation and refunds (AOP 034+035)	033	0	10.005	-
3611	Income from damage indemnity	034			-
3612	Income from refunds	035		10.005	-
362	Revenue from sale of fixed assets	036			-
363	Other miscellaneous income (AOP 038 do 040)	037	0	0	-
3631	Liabilities written off	038			-
3632	Charged written off receivables	039			-
3633	Other miscellaneous income	040			-
37	Income from affiliated non-profit organizations (AOP 042+043)	041	0	0	-
3711	Current investment of the affiliated non-profit organizations	042			-

3712	Capital investment of the affiliated non-profit organizations	043			-
<b>EXPENSES</b>					
4	EXPENSES (AOP 045+057+098+099+110+115+126)	044	1.782.065	2.439.359	136,9
41	Expenses for employees (AOP 046+051+052)	045	605.839	683.382	112,8
411	Salaries (AOP 047 do 050)	046	532.298	561.736	105,5
4111	Salaries for full-time work	047	532.298	561.736	105,5
4112	Salaries in kind	048			-
4113	Salaries for overtime	049			-
4114	Salaries for special working conditions	050			-
412	Other expenditures for employees	051			-
413	Contributions on salaries (AOP 050+051)	052	73.541	98.236	133,6
4131	Health insurance contributions	053	65.577	88.695	135,3
4132	Employment contributions	054	7.964	9.541	119,8
4133	Pension contributions paid by the employer	055			-
4134	Special contribution for the promotion of employment of people with disabilities	056			-
42	Material expenditures (AOP 058+062+067+072+077+087+092)	057	859.283	942.974	109,7
421	Reimbursement of expenses to employees (AOP 054 to 056)	058	42.136	0	0,0
4211	Business trips	059	42.136		0,0
4212	Compensation for transport, field work and life separate	060			-
4213	Professional training of employees	061			-
422	Compensation for members of representative and executive bodies, committees, etc. (AOP 063 do 066)	062	142.953	288.059	201,5
4221	Compensations for carrying out activities	063	138.322	159.790	115,5
4222	Compensation of costs for business trips	064	4.631	110.345	2.382,7
4223	Compensation for other expenses	065		17.924	-
4224	Other fees	066			-
423	Compensations to volunteers (AOP 063 to 066)	067	284.117	23.121	8,1
4231	Compensations for carrying out activities	068	284.117	16.157	5,7
4232	Compensation of costs for business trips	069		5.950	-
4233	Compensation for other expenses	070			-
4234	Other expenses	071		1.014	-
424	Compensations for people out of employment (AOP 068 to 071)	072	0	0	-
4241	Compensations for carrying out activities	073			-
4242	Compensation of costs for business trips	074			-
4243	Compensation for other expenses	075			-
4244	Other fees	076			-
425	Expenses for services (AOP 078 do 086)	077	322.810	484.520	150,1
4251	Telephone, mail and transportation	078	41.381	51.723	125,0
4252	Services for current and investment maintenance	079	14.112	63.025	446,6
4253	Promotion and information services	080		57.949	-
4254	Communal services	081	607	3.025	498,4
4255	Rents and leases	082	74.978	97.218	129,7
4256	Health and veterinary services	083			-
4257	Intellectual and personal services	084	155.552	164.350	105,7
4258	Computer services	085			-
4259	Other services	086	36.180	47.230	130,5
426	Expenses for materials and energy (AOP 088 do 091)	087	56.189	78.026	138,9
4261	Office supplies and other material expenses	088	7.204	9.525	132,2
4262	Materials and raw materials	089			-
4263	Energy	090	46.185	53.038	114,8
4264	Small inventory and tires	091	2.800	15.463	552,3
429	Other unspecified material expenses (AOP 093 do 097)	092	11.078	69.248	625,1
4291	Insurance premiums	093	4.049	6.898	170,4
4292	Presentation	094	6.549	13.714	209,4
4293	Membership fees	095			-
4294	Registration fees	096		46.078	-
4295	Other unspecified material expenses	097	480	2.558	532,9
43	Depreciation expense	098	19.147	19.272	100,7
44	Financial expenses (AOP 100+101+105)	099	12.637	26.000	205,7
441	Interest on securities issued	100			-
442	Interest on loans and borrowings (AOP 097 to 099)	101	0	10.768	-
4421	Interest on loans from banks and other creditors	102			-
4422	Interest received for goods and other loans	103		10.768	-
4423	Interest for granted but unrealized loans and borrowings	104			-

443	Other financial expenses (AOP 106 do 109)	105	12.637	15.232	120,5
4431	Banking and Payment Services	106	5.139	10.236	199,2
4432	Foreign exchange losses and foreign currency clause	107	5.512	1.546	28,0
4433	Penalty charges	108		2.183	-
4434	Other unspecified financial expenses	109	1.986	1.267	63,8
45	Donations (AOP 111+114)	110	285.159	766.731	268,9
451	Current donations (AOP 112+113)	111	285.159	766.731	268,9
4511	Current donations	112	285.159	766.731	268,9
4512	Scholarships	113			-
452	Capital donations	114			-
46	Other expenditures (AOP 111+116)	115	0	1.000	-
461	Fines, penalties and damages (AOP 117 do 120)	116	0	1.000	-
4611	Compensation for damages to natural and legal persons	117			-
4612	Penalties, demurrage and other	118		1.000	-
4613	Employees Compensation of claims	119			-
4614	Liquidated damages and other compensation for damages	120			-
462	Other miscellaneous expenses (AOP 117 to 120)	121	0	0	-
4621	Net book value and other expenses confiscated and disposed of fixed assets	122			-
4622	Receivables written off	123			-
4623	Expenditures for other tax benefits	124			-
4624	Other miscellaneous expenses	125			-
47	Expenses related for the financing of affiliated non-profit organizations (AOP 127+128)	126			-
4711	Current Expenses related for the financing of affiliated non-profit organizations	127			-
4712	Capital Expenses related for the financing of affiliated non-profit organizations	128			-
	Inventory and finished goods at beginning of period	129			-
	Inventory and finished goods at the end of period	130			-
	Increase of inventories and finished products (AOP 122-121)	131	0	0	-
	Decrease of inventories and finished products (AOP 121-122)	132	0	0	-
	TOTAL EXPENSES (AOP 041-123 iii 041+124)	133	1.782.065	2.439.359	136,9
	SURPLUS OF INCOME (AOP 001-125)	134	0	0	-
	DEFICIT OF INCOME (AOP 125-001)	135	122.301	392.753	321,1
5221	Surplus of income- transferred	136	141.782	19.481	13,7
5222	Deficit of income- transferred	137			-
	Surplus of income available for the next period (AOP 126+128-127-129)	138	19.481	0	0,0
	Deficit of income for covering in the next period (AOP 127+129-126-128)	139	0	373.272	-
<b>ADDITIONAL INFORMATION</b>					
11	Balance of cash at the beginning of the year	140	56.644	846.674	1.494,7
11-debit	Total inflows of cash and cash equivalents	141	5.529.758	4.060.955	73,4
11-credit	Total outflows of cash and cash equivalents	142	4.739.728	4.824.910	101,8
11	Balance of cash at end of year (AOP 132+133-134)	143	846.674	82.719	9,8
	The average number of employees on the basis of the situation at the end of the reporting period (integer)	144	5	5	100,0
	The average number of employees on the basis of hours worked (integer)	145	5	5	100,0
<b>Values received for gross fixed property</b>		<b>AOP</b>	<b>Realized value</b>		<b>Index (5/4)</b>
			<b>in the same period of the previous year</b>	<b>in the reporting period</b>	
051	Buildings under construction	146			-
052	Plant and equipment under construction	147			-
053	Conveyances in preparation	148			-
054	Perennial crops and breeding stock in preparation	149			-
055	Other intangible assets are produced in preparation	150			-
056	Other non-financial assets in preparation	151			-
		<b>AOP</b>	<b>Balance at 1 January</b>	<b>Balance at the end of the reporting period</b>	<b>Index (5/4)</b>
	Inventory Status	152			-
	The checksum (AOP 136 to 144)	153	10	10	100,0

Legal representative: **MUNIR PODUMLJAK**

Contact person: **Gordana Strugar**

Telephone: **3886639**

Telefax: **5509595**

e- mail: **info@psd.hr**

# Balance sheet

## Non-Profit Organizations

### status on 31 December 2014

Name of organization: **PARTNERSTVO ZA DRUŠTVENI RAZVOJ**

ZIP code: **10000**  
 Town/ City: **ZAGREB**  
 Address: **LOMNIČKA 1**  
 Bank account:  
 Statistic number: **01463357**  
 Activity code: **9499**

AOP mark of period<sup>2)</sup>: **2014-12**  
 PIN: **73544751790**  
 RNO: **0053325**  
 County Code: **21**  
 Municipality Code: **133**

Conditions control: All the controls are being met

Version of Excel file: 2.0.6.

Activity: Activities of non profit organizations

Type of business: **708**

Pos. no.	DESCRIPTION	AOP	Accomplished in the previous year €	Accomplished in current period €	Index (5/4)
1	2	3	4	5	6
<b>ASSETS</b>					
	<b>ASSETS (AOP 002+074)</b>	001	994.348	389.656	39,2
<b>0</b>	<b>Non-financial assets (AOP 003+018+047+051+055+064)</b>	002	119.692	111.101	92,8
<b>01</b>	<b>Non-produced fixed assets (AOP 004+008-017)</b>	003	21.950	21.950	100,0
011	Tangible assets - natural resources (AOP 005 do 007)	004	0	0	-
0111	Land	005			-
0112	Subsoil assets	006			-
0113	Other natural tangible assets	007			-
012	Intangible assets (AOP 009 do 016)	008	21.950	21.950	100,0
0121	Patents	009			-
0122	Franchises	010			-
0123	Licence	011	9.599	9.599	100,0
0124	Other rights	012	12.351	12.351	100,0
0125	Goodwill	013			-
0126	Founding expenses	014			-
0127	Development expenses	015			-
0128	Other intangible assets	016			-
019	Accumulated depreciation of non-produced fixed asset	017			-
<b>02</b>	<b>Fixed assets (AOP 019+023+031+034+039+042-046)</b>	018	35.932	27.341	76,1
021	Buildings (AOP 020 to 022)	019	0	0	-
0211	Residential buildings	020			-
0212	Commercial buildings	021			-
0213	Other Construction objects	022			-
022	Machinery and equipment (AOP 024 to 030)	023	35.932	27.341	76,1
0221	Office equipment and furniture	024			-
0222	Communication equipment	025			-
0223	Equipment for maintenance and protection	026			-
0224	Medical and laboratory equipment	027			-
0225	Instruments, appliances and machines	028			-
0226	Sports and musical equipment	029			-
0227	Appliances, machinery and equipment for other purposes	030	35.932	27.341	76,1
023	Transportation means (AOP 032+033)	031	0	0	-
0231	Transportation means on roads	032			-
0232	Other Transportation means	033			-
024	Books, artwork and other exhibits values (AOP 035 to 038)	034	0	0	-
0241	Books in libraries	035			-
0242	Artworks (exhibited in galleries, museums, etc.)	036			-
0243	Museum exhibits and artifacts Rarities	037			-
0244	Other unmentioned exhibition value	038			-
025	Multiannual crops and breeding stock (AOP 040+041)	039	0	0	-
0251	Multiannual crops	040			-
0252	Breeding stock	041			-
026	Intangible produced assets (AOP 043 to 045)	042	0	0	-
0261	Investments in computer programs	043			-

0262	Artistic, literary and scientific works	044			-
0263	Other intangible produced assets	045			-
029	Accumulated depreciation of fixed assets	046			-
<b>03</b>	<b>Precious metals and other valuables (AOP 048)</b>	047	0	0	-
031	Precious metals and other stored values (AOP 049+050)	048	0	0	-
0311	Precious metals and precious stones	049			-
0312	Acquisitions of books, artwork, and similar values	050			-
<b>04</b>	<b>Small inventory (AOP 052+053-054)</b>	051	0	0	-
041	Small inventory supplies	052			-
042	Small inventory in use	053			-
049	Accumulated depreciation of small inventory	054			-
<b>05</b>	<b>Non-financial assets in preparation (AOP 056 do 059+062+063)</b>	055	61.810	61.810	100,0
051	Buildings in preparation	056			-
052	Plant and equipment in preparation	057	61.810	61.810	100,0
053	Means of transport in preparation	058			-
054	Multiannual crops and breeding stock in preparation (AOP 060+061)	059	0	0	-
0541	Multiannual crops in preparation	060			-
0542	Breeding stock in preparation	061			-
055	Other produced intangible assets in preparation	062			-
056	Other non-financial assets in preparation	063			-
<b>06</b>	<b>Produced current assets (AOP 065+070+073)</b>	064	0	0	-
061	Inventories for the activities (AOP 066 do 069)	065	0	0	-
0611	Inventories for redistribution to others	066			-
0612	Inventories of materials for regular needs	067			-
0613	Inventories of spare parts	068			-
0614	Inventories of materials for special needs	069			-
062	Production and Products (AOP 071+072)	070	0	0	-
0621	Production in progress	071			-
0622	Finished products	072			-
063	Goods for resale	073			-
<b>1</b>	<b>Financial assets (AOP 075+083+100+105+125+133+142)</b>	074	874.656	278.555	31,8
11	Cash at bank and in hand (AOP 076+080+081+082)	075	846.673	82.719	9,8
111	Cash at bank (AOP 077 do 079)	076	845.798	82.682	9,8
1111	Cash on account of domestic banks	077	845.798	82.682	9,8
1112	Cash at bank with foreign banks	078			-
1113	Transit account	079			-
112	Dissenting funds	080			-
113	Petty cash	081	875	37	4,2
114	Securities in the cash register	082			-
12	Deposits, guarantees and claims of the workers and for prepaid taxes and other (AOP 084+087+088+089+095)	083	27.983	21.183	75,7
121	Bank deposits and in other financial institutions (AOP 085+086)	084	0	0	-
1211	Deposits in domestic banks and other financial institutions	085			-
1212	Deposits in foreign banks and other financial institutions	086			-
122	Guarantees	087	20.686	20.686	100,0
123	Receivables from employees	088	7.297	497	6,8
124	Receivables for prepaid taxes and contributions (AOP 090 to 094)	089	0	0	-
1241	Receivables for prepaid taxes	090			-
1242	Receivables for the value-added tax	091			-
1243	Receivables for prepaid and customs fees	092			-
1244	Receivables for prepaid other taxese	093			-
1245	Receivables for prepaid contributions	094			-
129	Other receivables (AOP 096 do 099)	095	0	0	-
1291	Receivables for compensation to be reimbursed	096			-
1292	Receivables for damages	097			-
1293	Receivables for damages	098			-
1294	Other non-mentioned receivables	099			-
13	Loans (AOP 101+102+103-104)	100	0	174.653	-
131	Loans to individuals and households	101			-
132	Loans to companies engaged in entrepreneurial activity	102			-
133	Loans to other entities	103		174.653	-
139	Accumulated depreciation of loans receivable	104			-
14	Securities (AOP 106+109+112+115+118+121-124)	105	0	0	-
141	Checks (AOP 107+108)	106	0	0	-
1411	Checks-domestic	107			-
1412	Checks-foreign	108			-
142	Commercial and treasury bills (AOP 110+111)	109	0	0	-

1421	Commercial and bills - domestic	110			-
1422	Commercial and bills - foreign	111			-
143	Promissory notes (AOP 113+114)	112	0	0	-
1431	Promissory notes– domestic	113			-
1432	Promissory notes– foreign	114			-
144	Bonds (AOP 116+117)	115	0	0	-
1441	Bonds - national	116			-
1442	Bonds - foreign	117			-
145	Options and other financial derivatives (AOP 119+120)	118	0	0	-
1451	Options and other financial derivatives– domestic	119			-
1452	Options and other financial derivatives– foreign	120			-
146	Other securities (AOP 122+123)	121	0	0	-
1461	Other securities- domestic	122			-
1462	Other securities-foreign	123			-
149	Accumulated depreciation of other securities	124			-
15	Shares and equity (AOP 126+129-132)	125	0	0	-
151	Shares and equity in banks and other financial institutions (AOP 127+128)	126	0	0	-
1511	Shares and equity in domestic banks and other financial institutions	127			-
1512	Shares and equity in foreign banks and other financial institutions	128			-
152	Shares and equity in companies (AOP 130+131)	129	0	0	-
1521	Shares and equity in domestic companies	130			-
1522	Shares and equity in foreign companies	131			-
159	Accumulated depreciation of shares and equity	132			-
16	Receivables for income (AOP 134 do 137+140-141)	133	0	0	-
161	Receivables from customers	134			-
162	Receivables for membership fees and contributions	135			-
163	Receivables for income under special regulations	136			-
164	Receivables for property income (AOP 138+139)	137	0	0	-
1641	Receivables for income from financial assets	138			-
1642	Receivables for income from financial assets	139			-
165	Other non-mentioned receivables	140			-
169	Accumulated depreciation of receivables	141			-
19	Future expenses period undue collection of income (AOP 143+144)	142	0	0	-
191	Expenses of future periods	143			-
192	Undue collection of income	144			-
<b>LIABILITIES AND OWN FUNDS</b>					
	<b>LIABILITIES AND OWN FUNDS (AOP 146+195)</b>	145	994.349	389.656	39,2
<b>2</b>	<b>Liabilities (AOP 147+174+182+190)</b>	146	954.439	742.500	77,8
24	Liabilities for expenditure (AOP 148+156+164+168+169+170)	147	18.000	0	0,0
241	Liabilities for employees (AOP 149 do 155)	148	0	0	-
2411	Liabilities for salaries - net	149			-
2412	Liabilities for payment of salaries - net	150			-
2413	Liabilities for salaries in nature - net	151			-
2414	Income tax and local taxes on income from salaries	152	3.247		0,0
2415	Obligations for contributions from salaries	153	7.531		0,0
2416	Obligations for contributions on salaries	154	4.632		0,0
2417	Other liabilities for workers	155			-
242	Liabilities for material expenses (AOP 157 do 163 )	156	18.000	0	0,0
2421	Reimbursement of expenses to employees	157			-
2422	Compensation to members of representative and executive bodies, commissions, etc.	158			-
2423	Fees to volunteers	159			-
2424	Compensation of other not employed individuals	160			-
2425	Liabilities to suppliers in the country	161			-
2426	Liabilities to suppliers abroad	162			-
2429	Other liabilities for financing of operating expenses	163	18.000		0,0
244	Liabilities for financial expenses (AOP 165 do 167)	164	0	0	-
2441	Interest payable for securities	165			-
2442	Interest payable on loans and borrowings	166			-
2443	Liabilities for other financial expenses	167			-
245	Liabilities for the funds raised help	168			-
246	Liabilities for penalties and compensation for damages	169			-
249	Other liabilities (AOP 171 to 173)	170	0	0	-
2491	Liabilities for taxes	171			-
2492	Liabilities for value added tax	172			-
2493	Liabilities for advances, deposits, received bail and other unmentioned liabilities	173			-

25	Liabilities for securities (AOP 175+178-181)	174	0	0	-
251	Liabilities for checks (AOP 176+177)	175	0	0	-
2511	Liabilities for checks-domestic	176			-
2512	Liabilities for checks-foreign	177			-
252	Liabilities for promissory notes (AOP 179+180)	178	0	0	-
2521	Liabilities for promissory notes-domestic	179			-
2522	Liabilities for promissory notes-foreign	180			-
259	Accumulated depreciation of liabilities for securities	181			-
26	Liabilities for loans and borrowings (AOP 183+186-189)	182	0	742.500	-
261	Liabilities for loans from banks and other creditors (AOP 184+185)	183	0	742.500	-
2611	Liabilities for loans in the country	184		742.500	-
2612	Liabilities for loans from abroad	185			-
262	Liabilities for trade and other loans (AOP 187+188)	186	0	0	-
2621	Liabilities for loans in the country	187			-
2622	Liabilities for loans from abroad	188			-
269	Accumulated depreciation of commitments for loans and borrowings	189			-
29	Deferred payment of expenses and deferred income (AOP 191+192)	190	936.439	0	0,0
291	Deferred payment of expenses	191			-
292	Revenues collected for future periods (AOP 193+194)	192	936.439	0	0,0
2921	Prepayments of expenses	193	936.439		0,0
2922	Deferred income	194			-
<b>5</b>	<b>Own resources (AOP 196+199-200)</b>	<b>195</b>	<b>39.910</b>	<b>-352.844</b>	<b>-884,1</b>
51	Own resources (AOP 197+198)	196	20.428	20.428	100,0
511	Own resources	197	20.428	20.428	100,0
512	Revaluation reserve	198			-
5221	Surplus of income	199	19.482		0,0
5222	Deficit of income	200		373.272	-
<b>OFF BALANCE SHEET ITEMS</b>					
61	OFF BALANCE SHEET ITEMS - Assets	201			-
62	OFF BALANCE SHEET - Liabilities	202	0	0	-

**Legal representative: MUNIR PODUMLJAK**

**Contact person: Gordana Strugar**

**Telephone: 3886639**

**Telefax: 5509595**

**e-mail: info@psd.hr**