

## PARTNERSHIP FOR SOCIAL DEVELOPMENT

Lomnička 1, 10 000 Zagreb











Identification Number: 01463357, Activity Code: 9491

PIN: 73544751790, Register number of non-profit organization: 0053325

---

### FINANCIAL REPORT FOR 2012

#### CASH DONATIONS

-  **Central Financing and Contracting Agency of EU projects:** „Civil Initiative Monitoring – CIMON“ Contract n° 2009-0101-050207 in the amount of **580.846 kn**
-  **Croatian state budget co-financing of the EU project:** „Civil Initiative Monitoring – CIMON“ Contract n° 2009-0101-050207 in the amount of **145.290 kn**
-  **Central Financing and Contracting Agency of EU projects:** „Anti-Corruption Response to Implementation of the Procurement Policies – ACRIP“ Contract n° 2009-0101-050207 in the amount of **386.975 kn**
-  **Croatian state budget co-financing of the EU project:** „Anti-Corruption Response to Implementation of the Procurement Policies – ACRIP“ Contract n° 2009-0101-050207 in the amount of **110.893 kn**
-  **Censorship plus - Association for the promotion of human rights and media freedom** partner in project: „Active civil society - Guaranty of the real reforms“ in the amount of **32.470 kn**
-  **Embassy of Finland** project: “The IMAN Campaign (Interest Management Advocacy Campaign)” in the amount of **63.489 kn**
-  **Partnership for Transparency Fund** project: „Active Policy Advocacy Project“ in the amount of **\$ 12.900**
-  **Expert Forum- Balkan Trust Fund** project: „Clientelism at your Fingertips“ in the amount of **\$ 4.475**
-  **Goteborgs Universitet** EC Project „ANTICORP“ in the amount of **€ 24.684**
-  **ASTRA- Sevice Contract** „Make it work“ in the amount of **€ 12.500**

*REVENUE AND EXPENDITURE ACCOUNT (HRK)*

**Revenue: 1.708.035**

Revenue from assets: 539

Revenue from donations: 1.707.493

Other revenue: 3

**Exenditures: 1.628.310**

Costs for employees: 580.896

Material expenditures: 764.167

Donations: 273.314

Financial expenditure: 9.933

**Surplus of revenue: 79.725**

**Surplus of of disposable revenue in the next period: 141.782**

*BALANCE SHEET (HRK)*

**Assets: 204.374**

0 Non-financial assets: 125.583

01 Nonproduced Long term assets: 17.450

02 Long- term Assets 46.323

05 Non-financial assets in preparation 61.810

1 Financial assets 78.791

11 Money in the bank and in cash 56.644

12 Deposits, warrants and claims of workers, more taxes paid, etc. 22.147

**LIABILITIES 204.373**

2 Liabilities 42.162

24 Liabilities for expenditure 42.162

5 Own sources 162.211

51 Own sources 20.429

5221 Surplus of revenue 141.782

REPORT ON INCOME AND EXPENSES FOR Non-profit Organizations

1 January to 31 December 2012

Partnership for Social Development

10 000 Zagreb

Lomnička 1

PIN: 73544751790

Identification Number: 01463357

Register number of non-profit organization: 0053325

Activity Code: 9491

<i>3 INCOME</i>	<i>1.708.035</i>
34 Income from property	539
341 Income from financial assets	539
3412 Interest income on securities	539
35 Income from donations	1.707.493
351 Income grants from the state budget	256.183
352 Income from foreign governments and International org	451.019
353 Income from companies and other legal persons	1.000.291
36 Other income	3
<i>4 EXPENSES</i>	<i>1.628.310</i>
411 Salaries	507.607
4111 Salary for regular work	507.607
413 Contributions on wages	73.289
4131 Health insurance contributions	65.390
4132 Contributions for employment	7.899
42 Material expenses	764.167
4211 Business trips	145.584
422 Compensation of members of representative and executive bodies commissions etc.	190.974

4221 Fees for performing activities	152.290
4222 Reimbursement of expenses of official travel	38.684
423 Volunteers Fees	87.545
4231 Fees for carrying out activities	87.545
425 Expenses for services	253.851
4251 Telephone, mail and transport	66.456
4252 Services of current and investment maintenance	20.980
4255 Rents and leases	42.863
4257 Intellectual and personal services	84.498
4259 Other services	39.054
426 Expenditures for material and energy	54.395
4261 Office supplies and other material expenses	13.535
4263 Energy	30.838
4264 Small inventory and tires	10.022
429 Other unspecified operating expenses	25.375
4291 Insurance Premiums	8.610
4292 Representation	15.565
4295 Other unspecified material expenses	1.200
44 Financial expenses	9.933
443 Other financial expenses	9.933
4431 Banking services and payment services	2.852
4432 Negative and significant differences and foreign currency clause	4.646
4433 Default interest	326
45 Donations	273.314
451 Current donations	273.314
4511 Current donations	273.314
<i>TOTAL OPERATING EXPENSES</i>	1.628.310
<i>OPERATING INCOME SURPLUS</i>	79.725

5221 Surplus revenue transferred	62.057
Surplus of income available for the next period	141.782

ADDITIONAL INFORMATION

11 Cash assets at the beginning year	46.918
Total inflows of the cash and cash equivalents	4.677.011
Total outflows of the cash and cash equivalents	4.667.285
Balance of cash at the end of the year	56.644
Average number of employees based on the balance at the end of report	6